DE Original Montageanleitung – Austausch des Laufwagens und der Steuerung
EN Translation of the original installation manual – Replacing the motor carriage and the control unit
FR Traduction de la notice de montage originale – Remplacement du chariot moteur et de l‘unité de commande
IT Traduzione delle istruzioni di montaggio originali – Sostituzione del carrello motore e dell‘unità di controllo
ES Traducción de las instrucciones de montaje originales – Sustitución del carro motor y de la unidad de control


**SOMMER Antriebs- und Funktechnik GmbH**

Hans-Böckler-Straße 21–27
73230 Kirchheim/Teck
Germany

+49 (0) 900 1800-150

- 0,14 €/min aus dem deutschen Festnetz. Mobilfunkpreise abweichend.

Contact info:
Coordonnées:
Informazioni di contatto:
Información de contacto:

info@sommer.eu
www.sommer.eu



© Copyright 2020
Alle Rechte vorbehalten.
All rights reserved.
Tous droits réservés.
Tutti i diritti riservati.
Reservados todos los derechos.



Art.-Nr. 46875V000_402020_0-DRE_Rev-E_DE


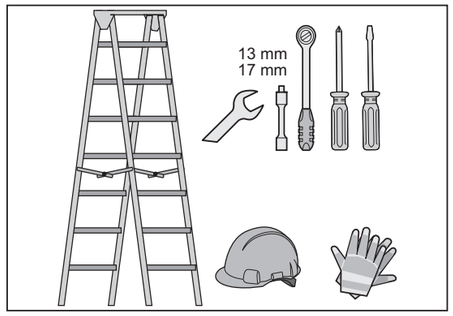


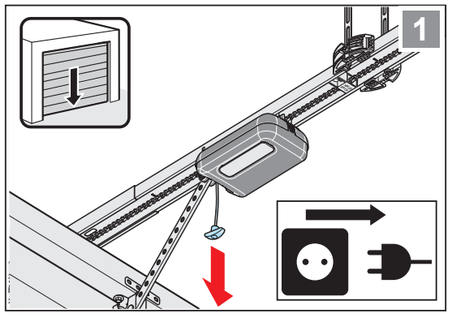


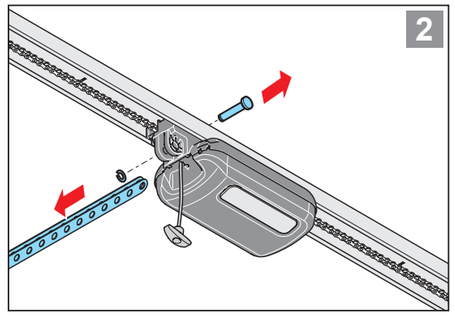


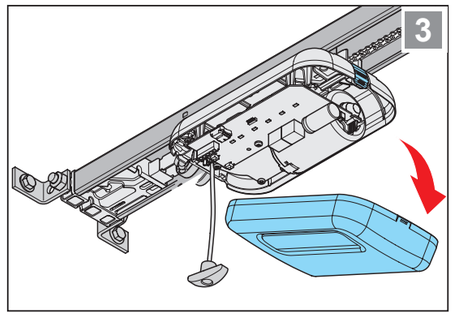


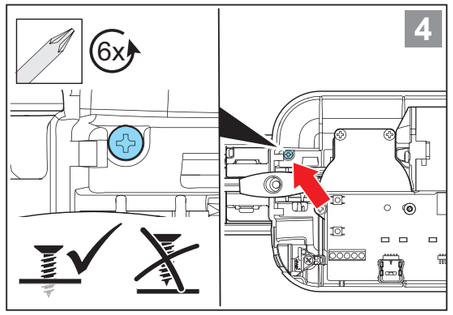


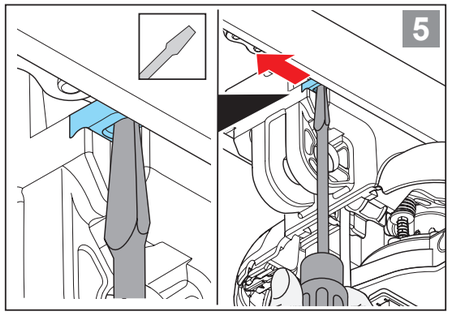


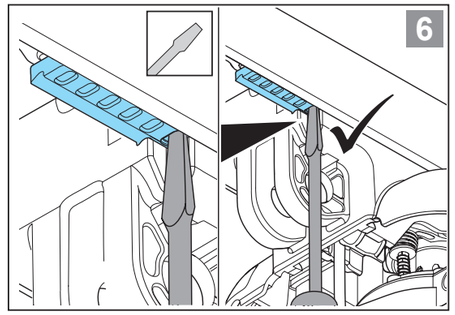


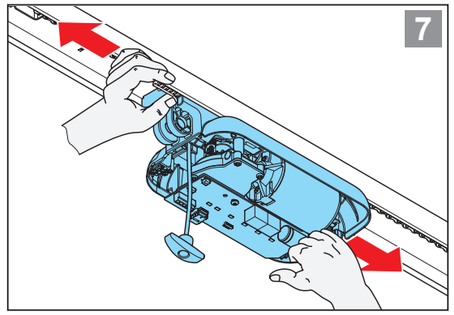


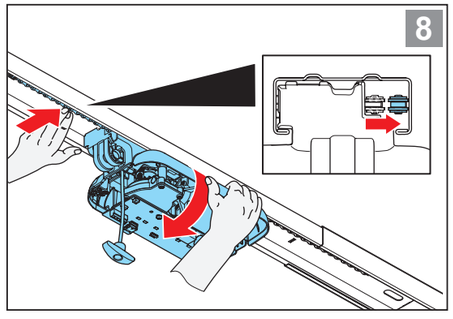


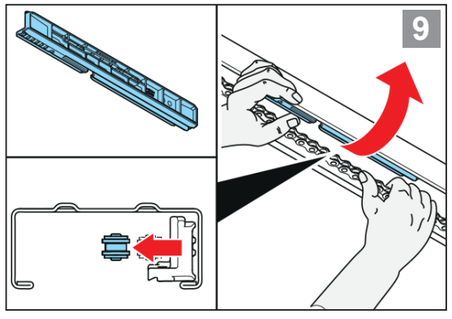


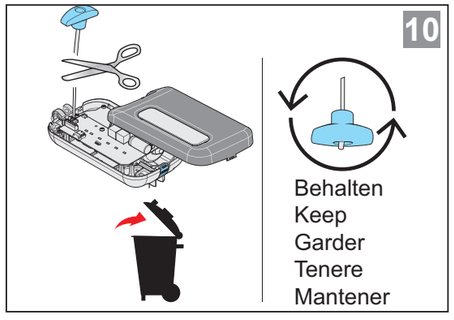


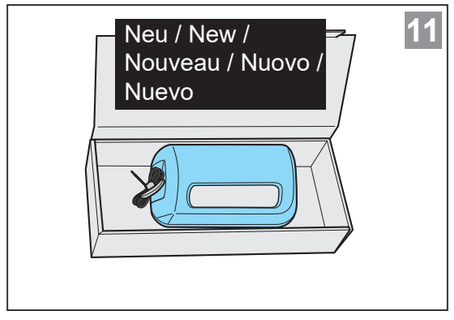


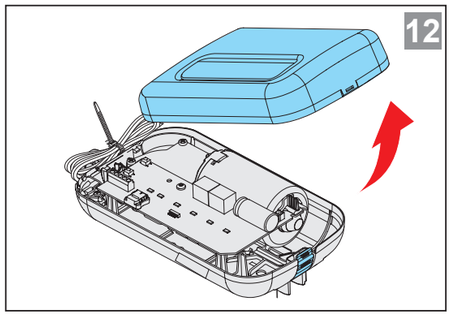


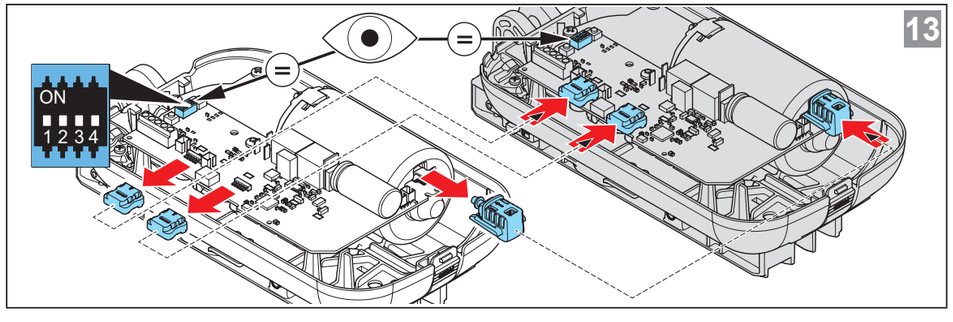


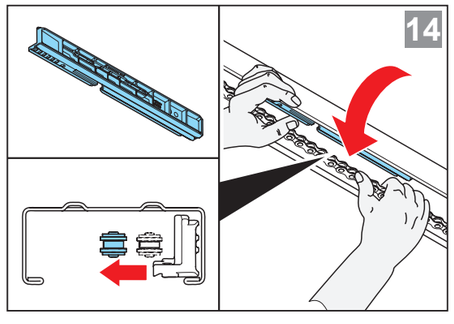


**base+ / pro+ / tiga / tiga+ S 9050 / S 9060 / S 9080 / S 9110/ Aperto A 550 L / A 800 XL**

DE Original Montageanleitung – Austausch des Laufwagens und der Steuerung
EN Translation of the original installation manual – Replacing the motor carriage and the control unit
FR Traduction de la notice de montage originale – Remplacement du chariot moteur et de l‘unité de commande
IT Traduzione delle istruzioni di montaggio originali – Sostituzione del carrello motore e dell‘unità di controllo
ES Traducción de las instrucciones de montaje originales – Sustitución del carro motor y de la unidad de control

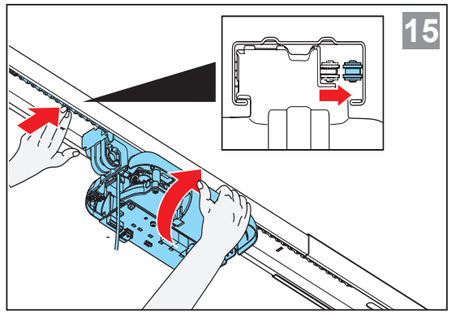


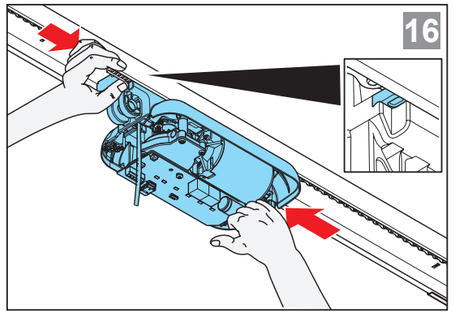


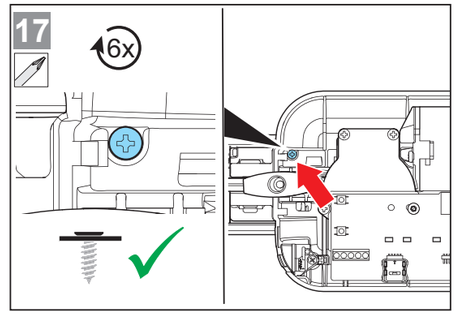


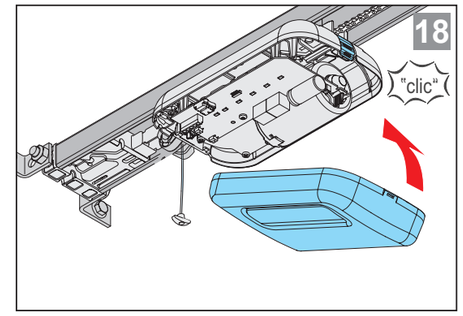


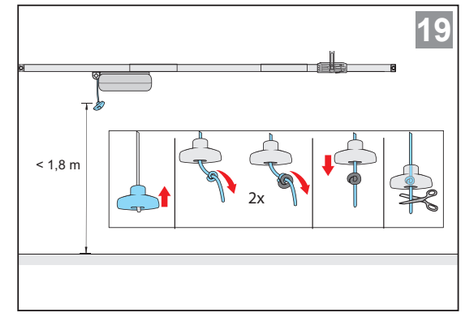


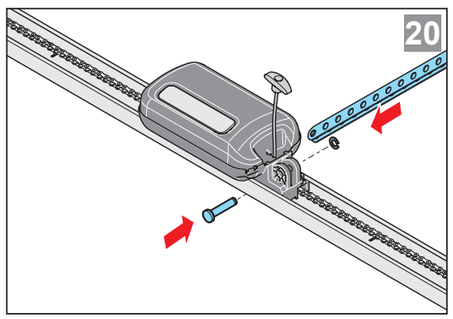


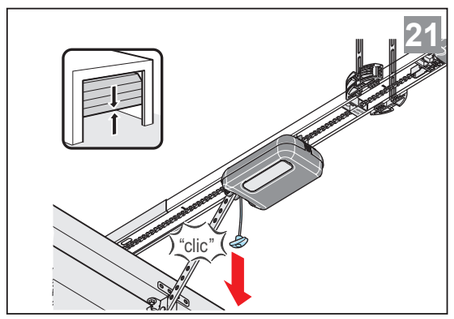


**Austausch der Steuerung**

**Replacing the control board**

**Remplacement de la carte de contrôle**

**Sostituzione della scheda di controllo**

**Sustitución de la placa de control**

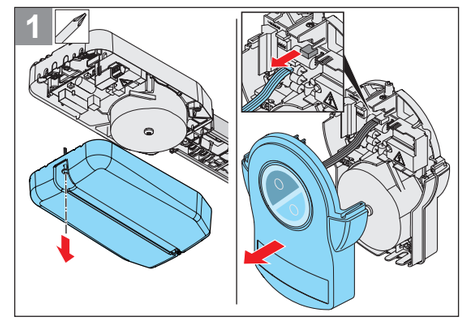


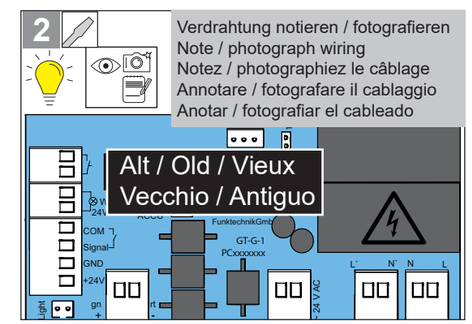


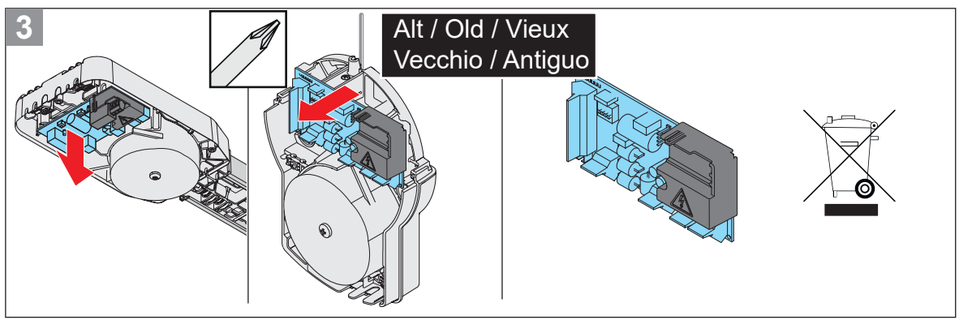


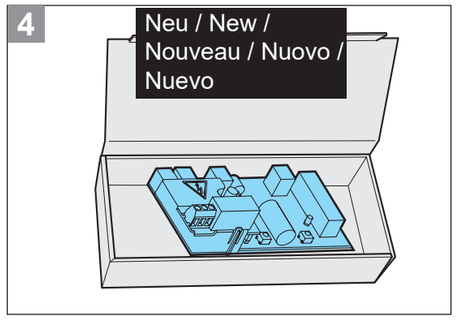


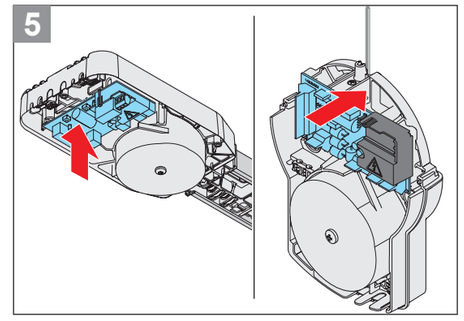


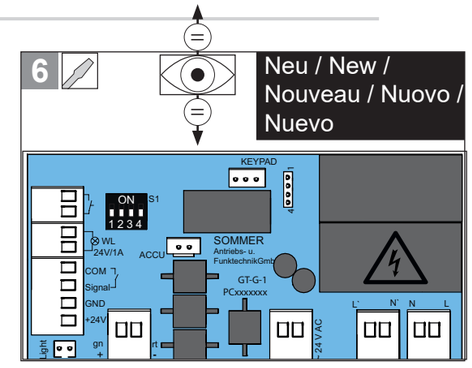


**Neue Steuerung gleich wie alte verdrahten**

**Wire the new control unit identically to the old one**

**Câblez la nouvelle unité de commande de la même manière que l‘ancienne**

**Cablare la nuova centralina in modo identico alla vecchia**

**Cablear la nueva unidad de control de forma idéntica a la antigua**

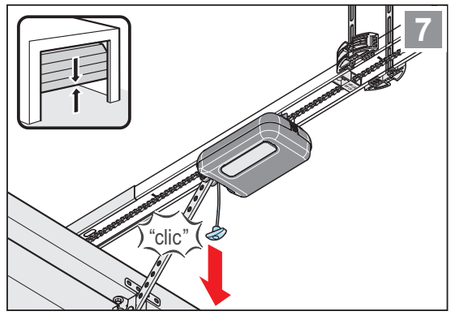


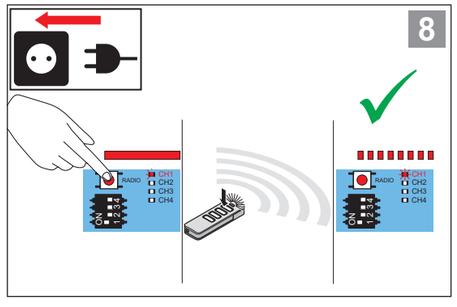


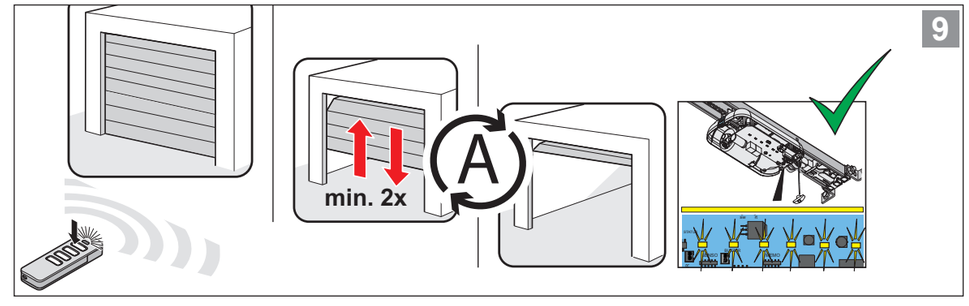


**base+ / pro+ / tiga / tiga+ S 9050 / S 9060 / S 9080 / S 9110/ Aperto A 550 L / A 800 XL**